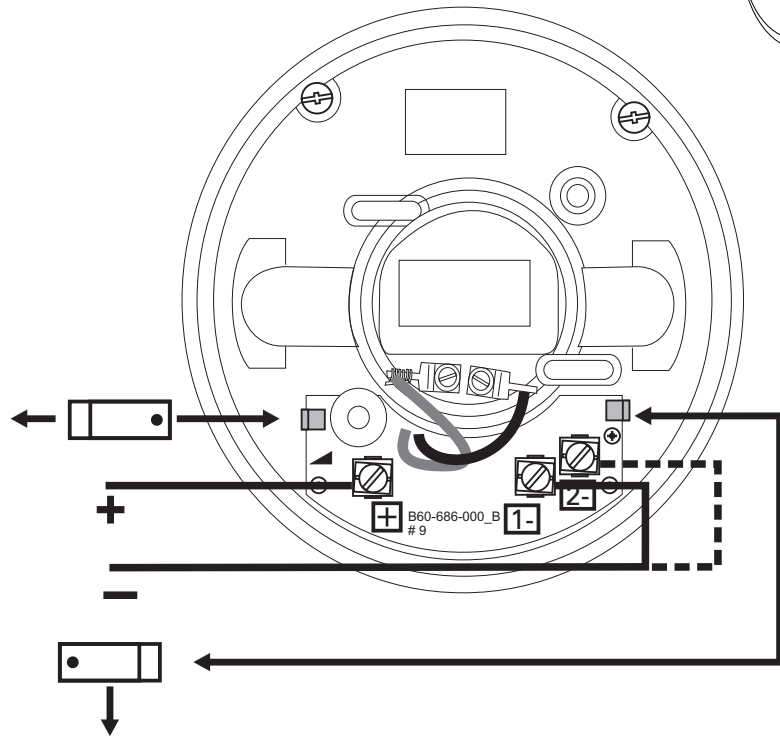

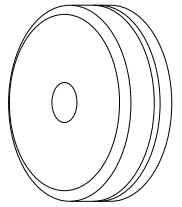


INSTALLATION INSTRUCTIONS FOR WALL MOUNT SOUNDERS TYPE DBS1224B4W



| CONNECTION TERMINALS | | | LINK | TONE | |
|----------------------|----|----|------|------|--------------------------|
| + | 1- | 2- | ⊛ | | |
| ✓ | ✓ | | ✓ | — | 800Hz continuous |
| ✓ | | ✓ | ✓ | ⎓ | 800Hz/1000Hz alternating |
| ✓ | ✓ | | | —/— | 500Hz/1200Hz slow whoop |
| ✓ | | ✓ | | ⎓ | 800Hz DIN tone |

Specification

Voltage Range

12VDC (10V to 14V)

Output

24VDC (21V to 27V)

max.92dB(A) @ 1mtr

Sounder Output data, in accordance with EN54-3, is available on request, or via the website (details below).

Document Ref. D531.

Current

12mA @ 24VDC (800Hz continuous, High Volume)

Max wire size

2.5mm²

Temperature Range

-30 to +70°C

Meets the requirements of EN54-3, Type A

IP21C, when fitted to an approved mounting box

D-686 issue 10